


CARACTERÍSTICAS

Construidas en perfil de aluminio anodizado.

Lamas móviles una a una horizontales y/o verticales montadas sobre un casquillo de nylon.


Se utiliza para impulsión o retorno con o sin regulación.

Consultar otras dimensiones (lacado blanco, sin incremento de precio).




1.6.1-V-130329

MEDIDAS / MODELOS



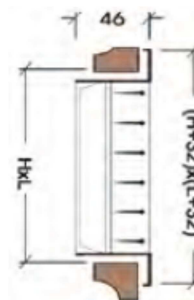
Rejilla de lamas verticales móviles - T 200												
mm.	200	250	300	350	400	450	500	600	700	800	900	1000
100	4,20	4,63	4,97	5,40	5,69	4,20	4,63	4,97	5,40	5,69	4,20	4,63
150	5,21	5,54	6,02	6,50	6,88	8,74	9,17	10,65	11,42	12,23	14,62	15,34
200	5,88	6,35	6,83	7,41	7,84	10,03	10,51	12,14	13,47	14,43	17,20	18,06
250		7,21	7,84	8,46	8,98	11,51	12,14	13,95	15,67	16,82	20,02	21,07
300			8,46	9,17	9,79	12,61	13,33	15,29	17,25	18,49	22,12	23,32
350				10,70	11,47	14,76	15,72	17,96	20,07	21,60	25,66	27,09
400					12,95	16,72	17,63	20,02	22,31	24,03	28,38	30,00
500							20,59	23,36	26,13	28,14	33,30	35,21



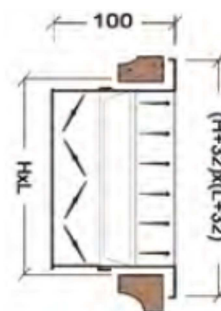
Rejilla de lamas horizontales móviles con regulación - T 207												
mm.	200	250	300	350	400	450	500	600	700	800	900	1000
100	9,46	10,03	10,56	11,28	11,71	13,52	14,09	15,67	21,12	22,07	24,61	25,66
150	10,89	11,47	12,18	12,95	13,57	15,77	16,44	18,39	24,37	25,61	28,71	29,91
200	12,04	12,80	13,52	14,43	15,10	17,73	18,49	20,69	27,57	29,05	32,58	34,11
250		14,19	15,10	16,15	17,01	19,97	20,97	23,36	31,10	32,87	36,88	38,80
300			16,53	17,68	18,68	21,98	23,08	25,75	34,30	36,31	40,85	42,86
350				20,26	21,40	25,23	26,71	29,67	39,18	41,47	46,63	49,02
400					23,75	28,09	29,57	32,78	43,00	45,63	51,12	53,85
500							34,30	38,17	49,98	53,13	59,53	62,68




Rejilla de lamas horizontales y verticales móviles - T 210												
mm.	200	250	300	350	400	450	500	600	700	800	900	1000
100	6,26	6,88	7,50	8,22	8,84	10,65	11,28	13,23	14,62	15,77	18,16	19,68
150	7,41	8,12	8,89	9,84	10,61	12,76	13,52	15,77	17,53	19,78	21,93	24,70
200	8,60	9,46	10,32	11,37	12,23	14,86	15,77	18,25	20,97	22,79	26,28	28,19
250		10,99	12,14	13,38	14,33	17,58	18,68	21,60	24,99	27,19	31,44	33,44
300			14,67	13,23	14,67	15,72	19,35	20,59	23,79	27,52	30,05	34,73
350				16,53	18,01	22,07	23,46	27,04	30,96	33,78	39,03	41,71
400					20,11	24,51	26,09	29,91	34,26	37,31	43,10	46,01
500							33,40	38,51	44,15	48,30	55,61	59,53



Rejilla de lamas horizontales y verticales móviles con regulación - T 217												
mm.	200	250	300	350	400	450	500	600	700	800	900	1000
100	11,51	12,28	13,04	14,09	14,86	16,96	17,82	20,11	26,33	27,81	30,82	32,87
150	13,09	14,05	15,05	16,29	17,30	19,78	20,83	23,55	30,48	33,16	35,98	39,27
200	14,76	15,91	17,01	18,39	19,54	22,60	23,79	26,80	35,07	37,41	41,71	44,24
250		18,01	19,45	21,07	22,36	26,04	27,52	31,01	40,42	43,24	48,30	51,12
300			21,31	23,17	24,65	28,71	30,34	34,30	44,58	47,83	53,42	56,62
350				26,09	27,90	32,54	34,40	38,80	50,07	53,65	60,01	63,59
400					30,91	35,88	37,98	42,67	54,94	58,96	65,84	69,90
500							47,11	53,32	67,99	73,29	81,80	87,00





Rejilla de lamas verticales móviles - T 300												
mm.	200	250	300	350	400	450	500	600	700	800	900	1000
100	5,21	5,83	6,31	7,17	8,31	8,89	9,46	10,89	12,57	13,90	14,95	16,24
150	5,97	6,59	7,07	7,93	9,17	9,89	10,51	12,09	13,90	15,43	16,77	18,16
200	6,40	7,21	7,84	8,79	10,08	10,85	11,61	13,33	15,34	17,10	18,49	20,11
250		7,93	8,60	9,65	11,08	11,94	12,71	14,62	17,01	18,92	20,54	22,31
300			9,22	10,46	11,94	12,90	13,71	15,86	18,49	20,59	22,46	24,46
350				11,75	13,33	14,48	15,53	17,87	20,64	22,93	24,99	27,23
400					14,19	15,58	16,58	19,16	22,17	24,65	26,90	29,29
500							22,41	26,04	30,20	33,64	36,88	40,23

Rejilla de lamas verticales móviles con regulación - T 307												
mm.	200	250	300	350	400	450	500	600	700	800	900	1000
100	10,03	10,75	11,32	12,37	13,62	14,43	15,24	16,87	23,17	24,75	26,33	28,05
150	11,18	11,94	12,66	13,71	15,05	16,10	16,91	18,82	25,66	27,47	29,43	31,20
200	12,04	13,00	13,86	15,05	16,53	17,63	18,63	20,74	28,14	30,24	32,35	34,45
250		14,24	15,19	16,58	18,16	19,35	20,45	22,79	30,96	33,30	35,64	38,13
300			16,53	18,11	19,78	21,12	22,31	24,99	33,97	36,60	39,23	41,90
350				20,31	22,12	23,70	25,13	28,09	37,98	40,85	43,81	46,77
400					23,75	25,61	27,09	30,29	40,95	44,15	47,30	50,64
500							34,21	38,60	51,46	55,76	59,96	64,21

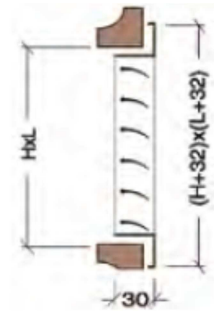
Rejilla de lamas verticales y horizontales móviles - T 310												
mm.	200	250	300	350	400	450	500	600	700	800	900	1000
100	6,50	7,21	7,79	8,65	9,79	11,71	12,23	14,19	16,10	17,44	19,02	20,64
150	7,45	8,22	8,93	9,94	11,23	13,52	14,19	16,44	18,68	20,31	22,31	24,18
200	8,60	9,51	10,37	11,51	12,90	15,62	16,39	18,82	21,60	23,51	25,99	27,85
250		10,99	12,04	13,38	14,81	18,06	19,02	21,98	25,32	27,57	30,53	32,58
300			13,23	14,76	16,29	19,97	21,07	24,32	28,05	30,67	34,11	36,45
350				16,53	18,44	22,41	23,70	27,23	31,10	34,07	37,89	40,56
400					20,11	24,46	25,85	29,72	34,07	37,22	41,61	44,53
500							33,40	38,51	44,24	48,59	54,42	58,53

Rejilla de lamas verticales y horizontales móviles con regulación - T 317												
mm.	200	250	300	350	400	450	500	600	700	800	900	1000
100	11,71	12,61	13,33	14,52	15,77	18,06	18,82	21,07	27,81	29,48	31,68	33,78
150	13,19	14,14	15,10	16,39	17,92	20,59	21,50	24,22	31,63	33,68	36,41	38,80
200	14,76	15,96	17,06	18,59	20,21	23,36	24,41	27,38	35,69	38,13	41,38	43,91
250		18,01	19,35	21,07	22,84	26,47	27,85	31,39	40,71	43,62	47,40	50,31
300			21,31	23,32	25,18	29,34	30,86	34,83	45,10	48,45	52,79	56,00
350				26,09	28,38	32,92	34,64	38,99	50,26	53,89	58,86	62,49
400					30,91	35,83	37,79	42,47	54,71	58,81	64,36	68,42
500							47,11	53,32	68,08	73,58	80,65	86,00



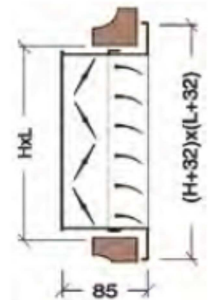
Rejilla de lamas curvas horizontales móviles (1 dir.) - T 410

mm.	200	250	300	350	400	450	500	600	700	800	900	1000
100	5,97	6,35	6,78	7,36	7,74	8,03	8,55	10,65	13,38	14,29	15,34	16,15
150	7,17	7,64	8,22	8,89	9,46	9,89	10,46	12,90	16,48	17,53	19,02	20,02
200	8,55	9,17	9,89	10,46	11,08	11,71	12,42	15,10	19,54	20,88	22,60	23,98
250		10,37	11,04	12,09	13,00	13,71	14,72	17,20	22,55	24,13	26,23	27,85
300			12,47	13,62	14,62	15,53	16,53	19,45	25,61	27,52	29,91	31,82
350				15,24	16,44	17,39	18,73	21,45	28,48	30,58	33,35	35,55
400					18,73	20,02	21,31	24,32	30,10	32,49	35,64	38,08
500							24,75	28,24	35,02	38,03	41,66	44,62



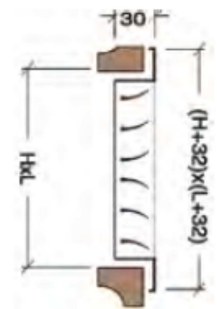
Rejilla de lamas curvas horizontales móviles con regulación (1 dir.) - T 417

mm.	200	250	300	350	400	450	500	600	700	800	900	1000
100	11,71	12,28	12,90	13,76	14,33	14,95	15,77	18,16	26,23	27,47	29,19	30,53
150	13,38	14,09	14,95	15,96	16,77	17,58	18,44	21,36	30,67	32,15	34,40	35,98
200	15,29	16,20	17,20	18,16	19,06	20,11	21,21	24,41	34,93	36,84	39,46	41,52
250		18,01	19,02	20,54	21,79	22,93	24,41	27,52	39,42	41,66	44,67	47,20
300			21,31	22,93	24,37	25,75	27,23	30,96	44,29	46,97	50,41	53,22
350				25,70	27,28	28,86	30,72	34,26	49,40	52,32	56,28	59,53
400					30,53	32,44	34,35	38,27	52,70	56,14	60,53	64,17
500							39,75	44,43	61,16	65,36	70,38	74,63



Rejilla de lamas curvas horizontales móviles con regulación (2 dir.) - T 420

mm.	200	250	300	350	400	450	500	600
100	6,64	7,07	7,55	8,17	8,65	9,13	9,56	11,18
150	7,84	8,36	8,98	9,75	10,42	10,99	11,61	13,52
200	8,93	9,60	10,42	11,37	12,14	12,80	13,62	15,86
250		10,99	11,94	13,00	13,95	14,72	15,67	18,16
300			13,38	14,57	15,67	16,58	17,73	20,40
350				15,96	17,20	18,30	19,68	22,55
400					19,59	20,88	22,26	25,42
500							25,70	29,38



Rejilla de lamas curvas horizontales móviles con regulación (2 dir.) - T 427

mm.	200	250	300	350	400	450	500	600
100	12,37	13,00	13,62	14,57	15,24	16,05	16,77	18,73
150	14,05	14,86	15,77	16,82	17,73	18,68	19,59	21,98
200	15,67	16,63	17,73	19,06	20,11	21,26	22,41	25,18
250		18,63	19,92	21,45	22,74	23,98	25,37	28,48
300			22,22	23,89	25,42	26,85	28,43	31,92
350				26,42	28,05	29,77	31,68	35,40
400					31,39	33,30	35,31	39,37
500							40,71	45,58

